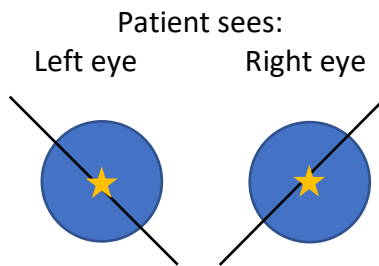



Bagolini Test Responses


A light is held at near point with the Bagolini lenses on. The patient views the penlight and describes what is seen. The angle of strabismus is neutralized until one light is seen (if the patient sees two lights initially). Once the strabismus is neutralized or the patient reports one light, a Unilateral Cover Test is performed to assess the presence of anomalous correspondence.




Normal Binocular Response




Left Eye Central Suppression




Right Eye Central Suppression




Left Eye Suppression




Right Eye Suppression



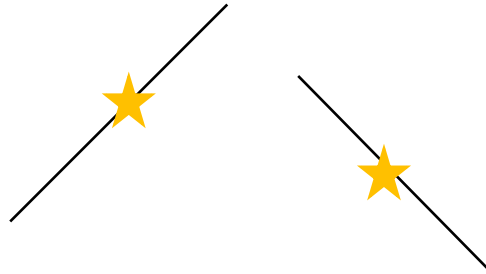
Eso (uncrossed) Diplopia




Exo (crossed) Diplopia



Exo and Left Hyper Diplopia



Large Eso Diplopia



Large Exo Diplopia

