



Yesterday:

Pupil defect testing was invented in the 19th Century and had changed little to the present day.

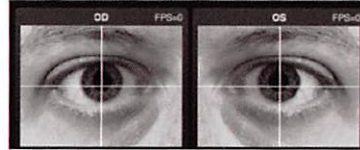
With the best of efforts, this test was subjective, difficult to perform, and rarely resulted in meaningful information.

As a required part of a standard eye exam, pupil testing has never enjoyed the technology enhancements that have substantially improved most other assessments of your most precious sense ... your vision.

**That is,
until now.**

Technology

The RAPD[®] test uses an eye-tracked, high-definition, machine-vision system in which unique stimuli are presented to each eye individually, while pupil responses are simultaneously recorded for both eyes.



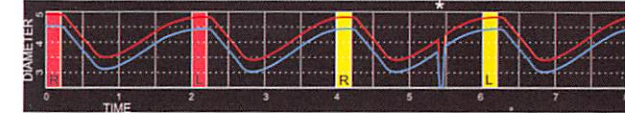
An abnormal condition is measured when responses from stimulation of one eye are measured as being different compared to the responses from stimulation of the other eye. This may be a physical sign that the doctor should look more closely for specific diseases, trauma, or neurological problems.

The RAPDx test provides your doctor with substantially more detail and new information about this normally very subtle and difficult to detect physical sign.



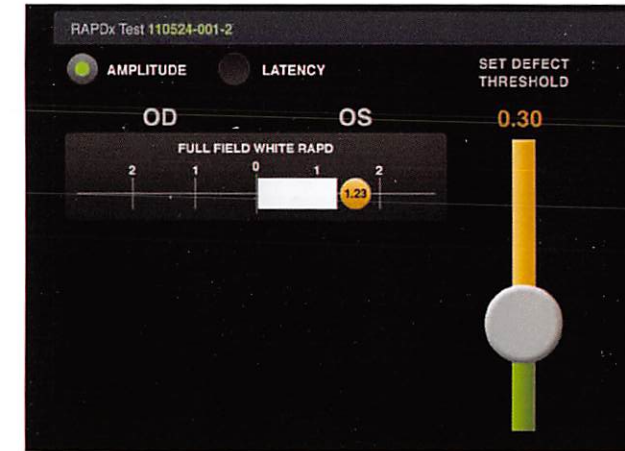
Results

RAPDx records a unique "Signature" of your pupil responses that are biometric waveforms.



From the RAPDx SignatureTM, key differences between the individual pupil responses (how big, when, and how fast) are reported.

In the past, your doctor could see large differences in size responses. With RAPDx, the detail is on a whole new level.



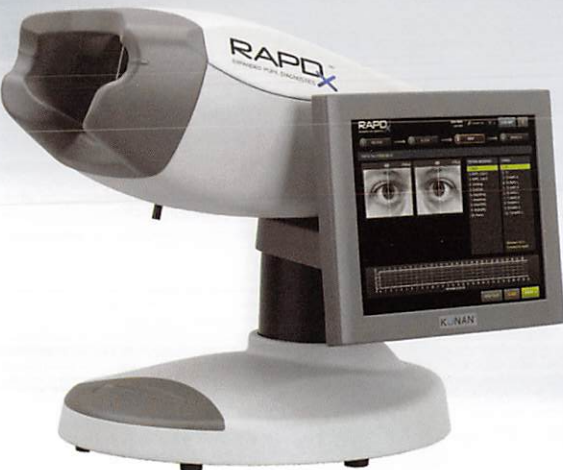
There are a substantial number of scientific studies¹ that suggest that the presence of an RAPD is important clinical evidence.

Adding the RAPDx test to your eye exam may help us discover new information for eye health assessment.

¹ A summary of published scientific publications on file at Company.

RAPDx® is a high-definition, machine-vision system to measure **relative afferent pupillary defects (RAPD)**.

The importance of RAPD testing has been recognized for decades. Traditionally this test has been performed by your doctor in a manual and somewhat difficult to assess manner using a flashlight. With the best of intentions, this was simply the best we could do.



The RAPDx test is a short, comfortable, and easy test that provides your doctor with a new level of detailed information about you and your eyes.

Another example of our commitment to providing the finest quality eye care.

To learn more about why your doctor is now offering RAPDx testing as an important part of your eye examination visit:



www.RAPDx.com/patient

KONAN™
MEDICAL USA
www.konan-usa.com

Your doctor is one of the first in the world to provide advanced pupil diagnostics testing.



You can now upgrade your eye examination to include pupil diagnostics testing.

RAPDx®
EXPANDED PUPIL DIAGNOSTICS

FRM-070_A